

Management Tools Workshop Module 1

1. Overview of Navigator system.

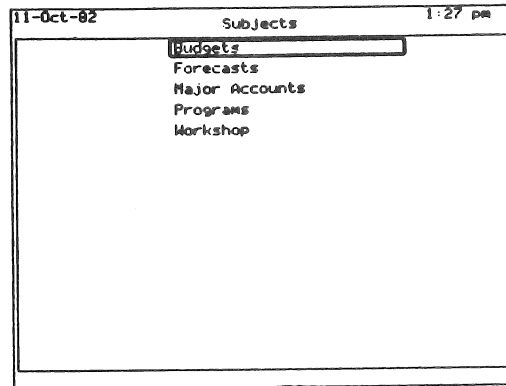
2. GRiDWRITE text editor.



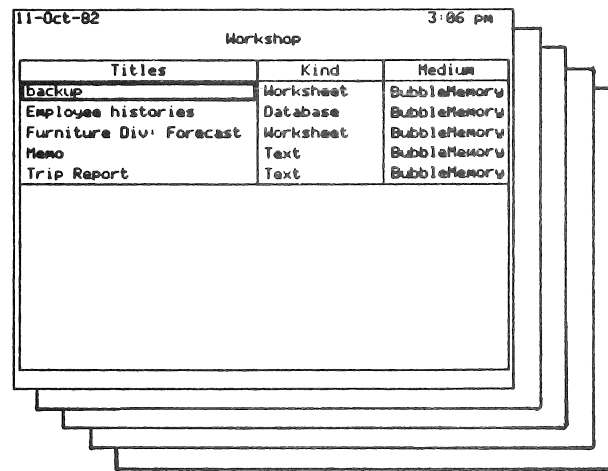
3. Subject and title commands.

4. GRiDPLAN worksheet editor.

Subjects and Title Commands



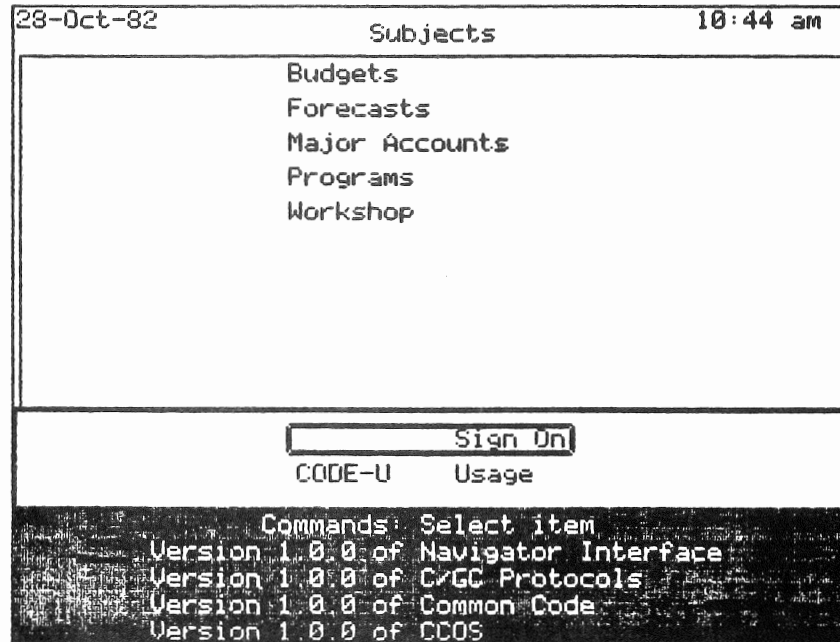
Subjects Menu



Titles Menus



Subject Commands Menu



Return to subjects menu.



Press



Usage Command

choice



form



	GRiDCentral
	BubbleMemory
	HardDisk
	FloppyDisk
Activate	<input type="text" value="BubbleMemory"/>
Usage: Fill in form	

1 Press to start usage command.

2 Press to select medium.

3 CONFIRM

Titles Commands Menu

28-Oct-82		11:27 am	
Workshop			
Titles		Kind	Medium
backup		Worksheet	BubbleMemory
Employee histories		Database	BubbleMemory
Furniture Div: Forecast		Worksheet	BubbleMemory
		<u>Sign On</u>	
		CODE-D Duplicate	
		CODE-E Erase	
		CODE-M Move	
		CODE-N New	
		CODE-P Properties	
		CODE-U Usage	
Commands: Select item			
Version 1.0.0 of Navigator Interface			
Version 1.0.0 of C/GC Protocols			
Version 1.0.0 of Common Code			
Version 1.0.0 of CCDS			

1

Select subject "Workshop"

2


Press

CODE

?

New Command

CTRL



28-Oct-82 1:41 pm

Workshop

Titles	Kind	Medium
backup	Worksheet	BubbleMemory

▲
Budgets
Forecasts
Major Accounts
Programs
Workshop

Subject

Title
Kind
Medium BubbleMemory

New: Fill in form



Press

New Command

19-Oct-82 4:54 pm

Workshop

Titles	Kind	Medium
backup	Worksheet	BubbleMemory

GRiDCentral
BubbleMemory
HardDisk
FloppyDisk

Subject Workshop
Title New file
Kind Text
Medium BubbleMemory

New: Fill in form

2

Fill in form.

3

CONFIRM

Erase Command

19-Oct-82 4:43 pm

Workshop

Titles	Kind	Medium
backup	Worksheet	BubbleMemory
Employee histories	Database	BubbleMemory
Furniture Div: Forecast	Worksheet	BubbleMemory
Memo	Text	BubbleMemory
New file	Text	BubbleMemory
Trip Report	Text	BubbleMemory

Erase: Select file

1 Place outline on file to be erased.

2 Press

3 CONFIRM