

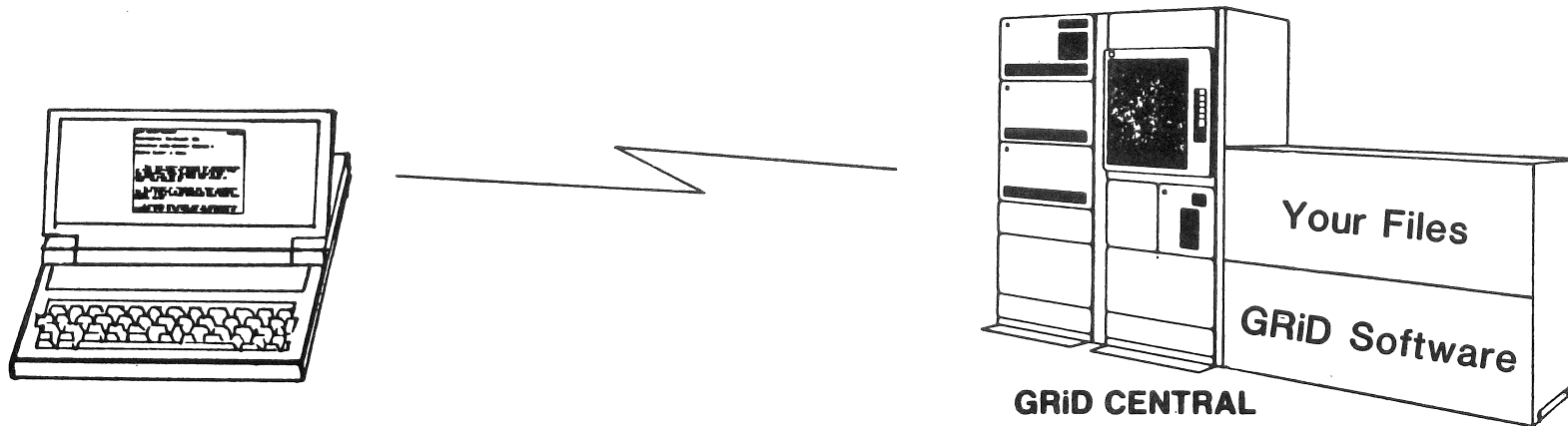
GRiD CENTRAL



1. Retrieving files from GRiD CENTRAL.

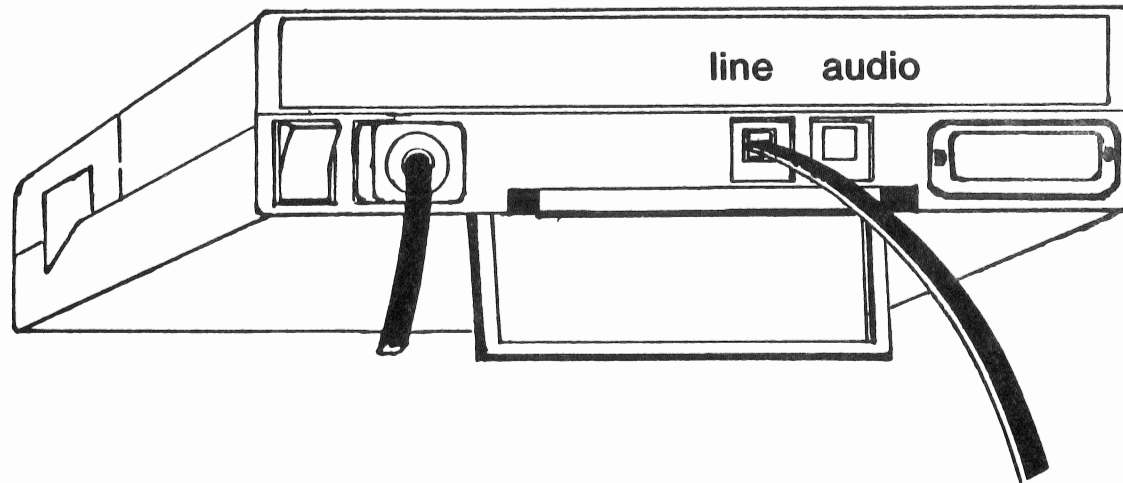
2. Sending files to GRiD Central

GRiD CENTRAL



- GRiD CENTRAL is used to
 - 1) store your files,
 - 2) distribute GRiD software.

Phone Connection



Attach phone cord to COMPASS Computer.

Sign On Form

```
12-Nov-82                Subjects                5:08 pm
Com Files
Basic
CCC
Dillon.Reed
FOAC 82
Games
GRID3270c.
Incs
Libs
Management tools

          Sign On
CODE-U  Usage

Commands: Select item
Version 1.0.0 of Navigator Interface
Version 1.0.0 of C/DC Protocols
Version 1.0.0 of Common Code
Version 1.0.0 of CCOS
```

1

Return to subjects menu.

2

Press

CODE

?

3

CONFIRM (sign on)

Sign on Form

Company	<input type="text"/>
Account	
User	
Password	
Phone	
Project	
Dial Type	Touch-Tone

Sign on: Fill in form to sign on

4

Fill in form.

5

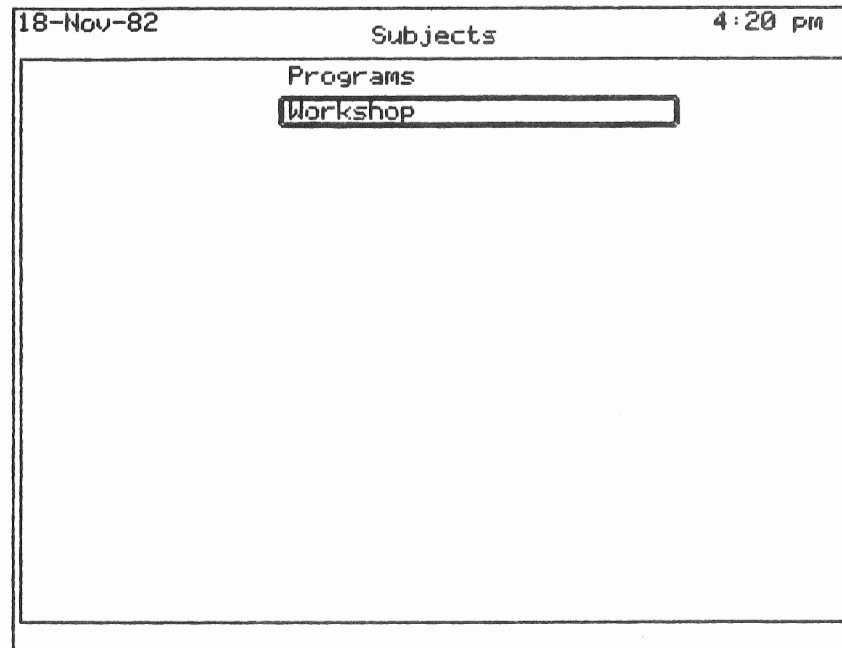
CONFIRM

Displaying Files on GRiD CENTRAL

	GRiDCentral
	BubbleMemory
	HardDisk
	FloppyDisk
Activate	GRiDCentral
Usage: Fill in form	

- 1 Press **CODE** **U**
- 2 Select "GRiDCENTRAL"
- 3 CONFIRM (dials GRiD Central)

Displaying Files on GRiD CENTRAL



4

Select subject "Workshop"

5

CONFIRM

Retrieving a File from GRiD CENTRAL

18-Nov-82 4:16 pm

Workshop

Titles	Kind	Medium
backup	Worksheet	GRiDCentral
District 4 Forecast	Worksheet	GRiDCentral
Employee histories	Database	GRiDCentral
Furniture Div: Forecast	Worksheet	GRiDCentral
Memo	Text	GRiDCentral
Message	Text	GRiDCentral
Trip Report	Text	GRiDCentral

1

Place outline on file "Message".

2

Press

CODE

D

3

CONFIRM

Retrieving a File from GRiD CENTRAL

destination form

	AccountLib
	CompanyLib
	SoftwareLib
	GRiDCentral
	BubbleMemory
	HardDisk
	FloppyDisk
Subject	Workshop
Title	Message
Kind	Text
Medium	<input type="text" value="HardDisk"/>
Duplicate file: Fill in destination form	

choice of media



Fill in destination form.



CONFIRM

Retrieving a File from GRiD CENTRAL

18-Nov-82 4:59 pm

Workshop

Titles	Kind	Medium
backup	Worksheet	GRiDCentral
District 4 Forecast	Worksheet	GRiDCentral
Employee histories	Database	GRiDCentral
Furniture Div: Forecast	Worksheet	GRiDCentral
Memo	Text	GRiDCentral
Message	Text	GRiDCentral
Trip Report	Text	GRiDCentral

Retrieving file: In progress

← Transfer in progress

- Allow 1 minute for every 6000 characters, plus one minute overhead.

Retrieving GRiD Software from GRiD Central

```
19-Nov-82                Subjects                8:53 am
-----
Programs
  Workshop
-----
AccountLib
CompanyLib
SoftwareLib
GridCentral
BubbleMemory
HardDisk
FloppyDisk
-----
Activate  SoftwareLib
-----
Usage: Fill in form
```

1

Press **ESC** to return to subjects level.

2

Press **CODE** **U**

3

Select "SoftwareLib"

4

CONFIRM

Retrieving GRiD Software from GRiD CENTRAL

- subjects on SoftwareLib -

<u>Development Utilites</u>	<u>General Utilities</u>	<u>Programs</u>	<u>Templates</u>
.	MediaFormat	.	.
.	MediaRepair	.	.
.	MediaUsage	GRiDFILE	
.	Screenwatch	GRiDPLAN	
	.	GRiDPLOT	
	.	GRiDTERM	
	.	GRiDWRITE	
		.	

- The SoftwareLib medium contains all of the Compass Computer software.

Disconnecting from GRiD CENTRAL

```
19-Nov-82                Subjects                12:50 pm
Development Utilities
General Utilities
Programs
Templates

AccountLib
CompanyLib
SoftwareLib
GRiDCentral
BubbleMemory
HardDisk
FloppyDisk

Activate  BubbleMemory

Usage: Fill in form
```

1

Press

CODE

U

2

Select "BubbleMemory"

3

CONFIRM

GRiD CENTRAL

1. Retrieving files from GRiD CENTRAL.

➡ 2. Sending files to GRiD Central

Sending Files to GRiD CENTRAL

19-Nov-82		1:24 pm	
Workshop			
Titles		Kind	Medium
backup		Worksheet	HardDisk
AccountLib			
CompanyLib			
SoftwareLib			
GRiDCentral			
BubbleMemory			
HardDisk			
FloppyDisk			
Subject	Workshop		
Title	Memo		
Kind	Text		
Medium	GRiDCentral		
Duplicate file: Fill in destination form			

- Use the duplicate command to send a file to GRiD CENTRAL.

GRiD CENTRAL Media

